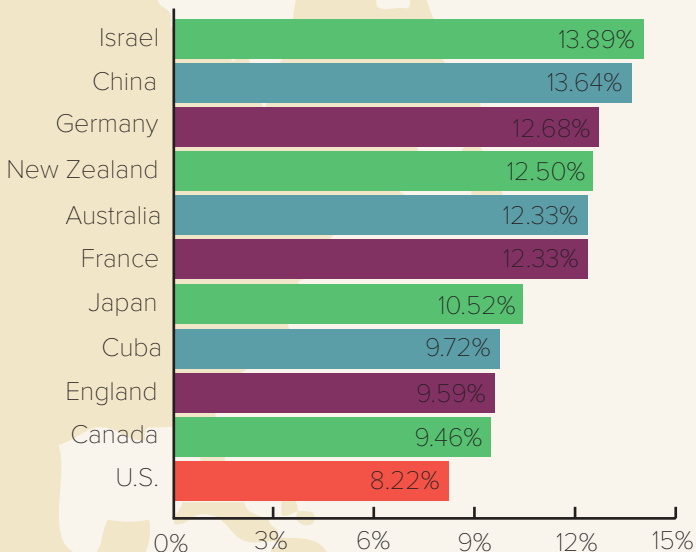


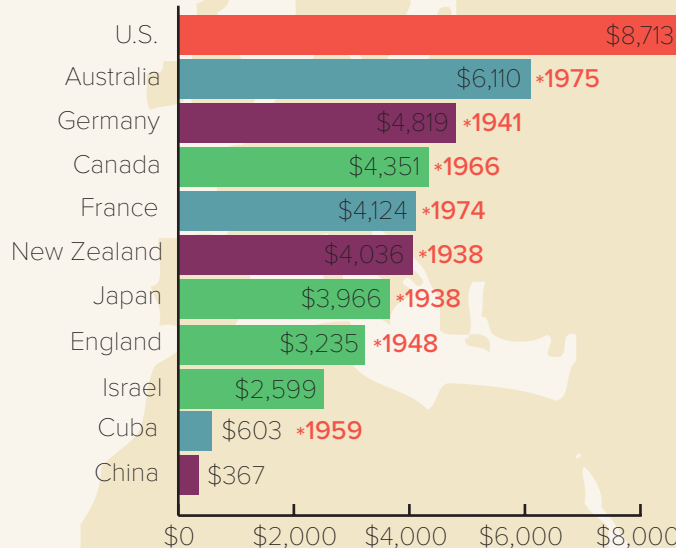
# Life Expectancy Growth – U.S. vs. the World

Life expectancy numbers have grown between 1975 and 2010 for many countries, but the growth rate in the U.S. is lower than average despite large spending.

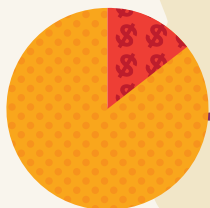
### Life Expectancy Percentage Growth: 1975-2010



### Healthcare Costs per Capita (2013)




\*: Indicates that a country has universal healthcare, and the date which universal healthcare began.




**11%** of Americans aged 12 years and over take antidepressant medication



**80%** of the world's painkillers are taken in the U.S.



**50%** of the world's pills are taken in the U.S.



**4.6%** of the world's population lives in the U.S.

## Did you know?

- The U.S. spends almost **double per capita** on medical expenses compared to other countries.
- The U.S. and New Zealand are the **only countries** that allow pharmaceutical companies to advertise on television.
- Most governments negotiate their nation's drug costs, but the U.S. has laws against it, pushing our drug prices to the **highest in the world**.

For more information visit [focusforhealth.org](http://focusforhealth.org)

#### SOURCES

World Bank (<http://data.worldbank.org/indicator/SP.DYN.LE00.IN>)

UN Data ([http://data.un.org/Data.aspx?d=WDI&f=Indicator\\_Code%3ASP.DYN.LE00.IN](http://data.un.org/Data.aspx?d=WDI&f=Indicator_Code%3ASP.DYN.LE00.IN))

[http://pgpf.org/Chart-Archive/0006\\_health-care-oecd](http://pgpf.org/Chart-Archive/0006_health-care-oecd)

<http://data.worldbank.org/indicator/SH.XPD.PCAP>

<http://www.cnn.com/2015/03/03/opinion/holland-women-depression-drugs/>

<http://www.cnn.com/2015/09/28/health/us-pays-more-for-drugs/>

[http://www.health.ny.gov/regulations/hcra/univ\\_hlth\\_care.htm](http://www.health.ny.gov/regulations/hcra/univ_hlth_care.htm)

<http://jama.jamanetwork.com/article.aspx?articleid=2467552>

<http://www.cdc.gov/nchs/data/databriefs/db76.htm>